


accommodations *Seabourn Odyssey, Seabourn Sojourn, Seabourn Quest*

Suites aboard Seabourn Odyssey, Seabourn Sojourn and Seabourn Quest feature a comfortable living area, queen-size bed or two twin beds; walk-in closet with personal safe, interactive flat-screen TV with music and movies, fully-stocked bar and refrigerator, writing desk with personalized stationery, makeup vanity, spacious bathroom with separate tub and shower, plush robes, slippers, hair dryer and 110/220V AC outlets.



GRAND WINTERGARDEN SUITE – CATEGORY GR
Deck 7 Combine mid-ship suites 743 & 745 for suite 7435 or suites 744 & 746 for suite 7446 for a total inside space of 1,189 sq.ft. (110 sq.m.) plus two verandas totaling 214 sq.ft. (20 sq.m.)

Large windows, dining for six, glass-enclosed solarium with tub and day bed, two bedrooms, two bathrooms (one whirlpool), guest bath, convertible sofa bed for one, pantry with wet bar, three closets and three flat-screen TVs. Complimentary internet/Wi-Fi service.



GRAND SIGNATURE SUITE – CATEGORY GR
Deck 7 Combine forward suites 700 & 702 for suite 7002 or suites 701 & 703 for suite 7013 for a total inside space of 1,159 sq.ft. (107 sq.m.) plus two verandas totaling 558 sq.ft. (52 sq.m.)

Expansive ocean views, forward-facing windows, dining for four to six, two bedrooms, two full bathrooms (one whirlpool), guest bath, pantry with wet bar, three closets and three flat-screen TVs. Complimentary internet/Wi-Fi service.



WINTERGARDEN SUITE – CATEGORY WG
Deck 7 Mid-ship suites 743 & 744: inside space of 914 sq.ft. (85 sq.m.) plus one veranda of 183 sq.ft. (17 sq.m.)

Large windows, dining for six, whirlpool bathtub, guest bath, convertible sofa bed for one, pantry with wet bar, glass-enclosed solarium with tub and day bed, two closets and two flat-screen TVs. Complimentary internet/Wi-Fi service.



SIGNATURE SUITE – CATEGORY SS
Deck 7 forward suites 700 & 701: inside space of 859 sq.ft. (80 sq.m.) plus one veranda of 493 sq.ft. (46 sq.m.)

Expansive ocean views, forward-facing windows, dining for four to six, whirlpool bathtub, guest bath, pantry with wet bar, two closets and two flat-screen TVs. Complimentary internet/Wi-Fi service.

Diagrams are for illustration only. Actual suite configuration may vary. Sq. ft and sq. m. amounts are approximations, and may vary.



WINTERGARDEN SUITE



SIGNATURE SUITE



WINTERGARDEN, SOLARIUM



OWNER'S SUITE



PENTHOUSE SPA SUITE



Representative
of Suites 800 &
801 only.



Representative
of Suite 1092 on
Seabourn Quest.
Other suites have
slightly different
configuration.

OW

OWNER'S SUITE – CATEGORY OW

Deck 6, 7 & 8 Total inside space of between 526 & 593 sq.ft. (49 to 55 sq.m.) plus veranda of between 133 sq.ft. and 354 sq.ft. (12 to 33 sq.m.)

Forward-facing windows, dining for four, separate bedroom, guest bath, two flat-screen TVs, pantry with wet bar. Complimentary internet/Wi-Fi service.

Mid-ship suite 731 has a convertible sofa for one, whirlpool bathtub and no forward-facing windows. Suites 731, 600 & 601 have a different configuration.

Suites 600 and 601 are subject to noise when anchoring.

PS

PENTHOUSE SPA SUITE – CATEGORY PS

Deck 10 Suites 1090 & 1093 inside space of 539 sq.ft. (50 sq.m.) plus veranda of 167 sq.ft. (16 sq.m.)

Suites 1091 & 1092 inside space of 536 sq. ft. (50 sq.m) plus veranda of 200 sq.ft. (19 sq.m)

Dining table for two to four, separate bedroom, glass door to veranda, tub and spa shower, two flat screen TVs. Complimentary full-day access to *The Spa at Seabourn* serene area, in-suite spa amenities, spa concierge service.

These suites feature a second in-suite bar stocked with waters, juices, and healthy snacks. Calming L'Occitane fragrance can be diffused in the suite, and a soothing music soundtrack is available on request. The bathrooms offer additional Molton Brown specialty spa products. Guests can select from a menu of luxurious bath sponges, as well as soaps by Hermès, L'Occitane, Baudelaire and Salvatore Ferragamo.

Penthouse Spa Suites do not have elevator access.



PH

PENTHOUSE SUITE – CATEGORY PH
Deck 6, 9 & 10 Total inside space of 436 sq.ft. (41 sq.m.) plus one veranda of 98 sq.ft. (9 sq.m.)

Dining table for two to four and separate bedroom. Glass door to veranda, two flat-screen TVs.

Deck 6 Suite 635 is larger and special-needs accessible, with tub and roll-in shower.

Suite 1025 has a partially obstructed veranda view.



V1

V2

V3

V4

V5

V6

VERANDA SUITE – CATEGORY V1-V6
Decks 5, 6, 7, 8 and 9 Total inside space of 300 sq.ft. (28 sq.m.) plus one veranda of 65 sq.ft. (6 sq.m.)*

Dining table for two, living area and bedroom, glass door to veranda, closet and flat-screen TV.

745 and 746 are 275 sq.ft. (26 sq.m. and have a smaller veranda).

Suites 924 and 1024 are 286 sq.ft. (27 sq.m.).

The veranda railings in categories V3 to V6 are all glass from floor to teak rail. The railings in categories V1 and V2 are part metal and part glass from floor to teak rail.

**Suites 502-507 have smaller verandas.*



A

A1

OCEAN VIEW SUITE – CATEGORY A & A1
Deck 4 Total inside space of 295 sq.ft. (28 sq.m.)

Dining table for two, living area and bedroom, large picture window, closet and flat-screen TV.

Suites 410 and 413 are 283 sq.ft. (26 sq.m.). Suite 411 is 271 sq.ft. (25 sq.m.).



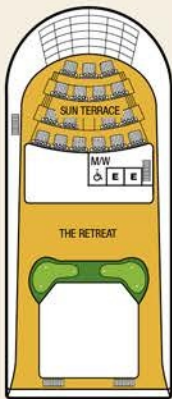
PENTHOUSE SUITE



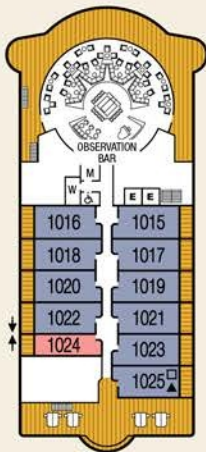
VERANDA SUITE

Diagrams are for illustration only. Actual suite configuration may vary. Sq. ft and sq. m. amounts are approximations, and may vary.

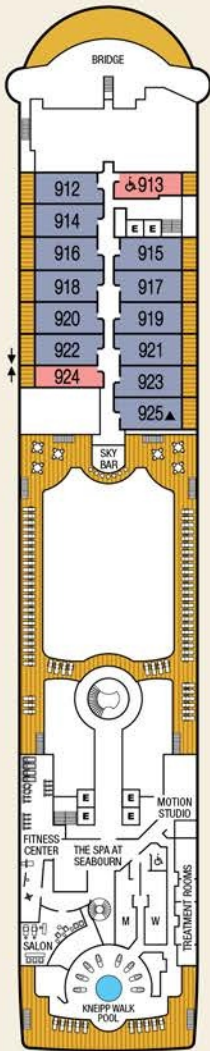
deck plans *Seabourn Odyssey, Seabourn Sojourn, Seabourn Quest*



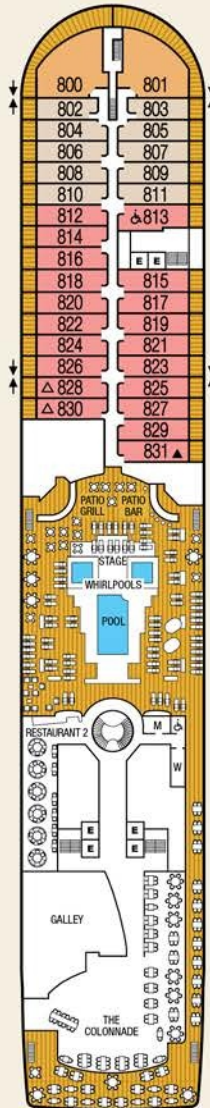
DECK 11



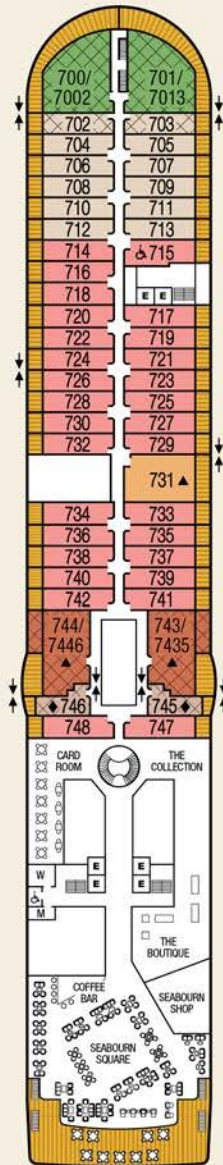
DECK 10



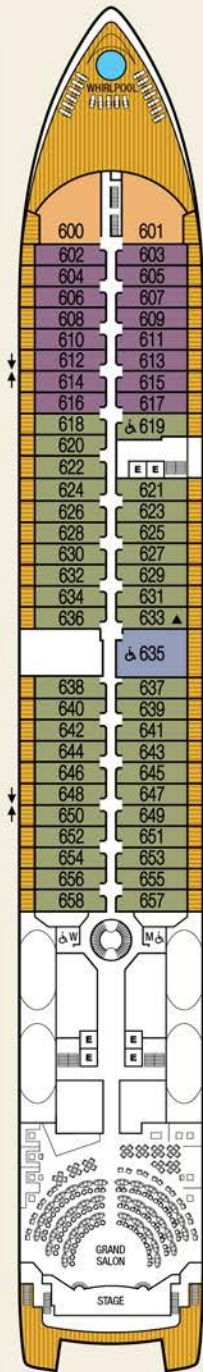
DECK 9



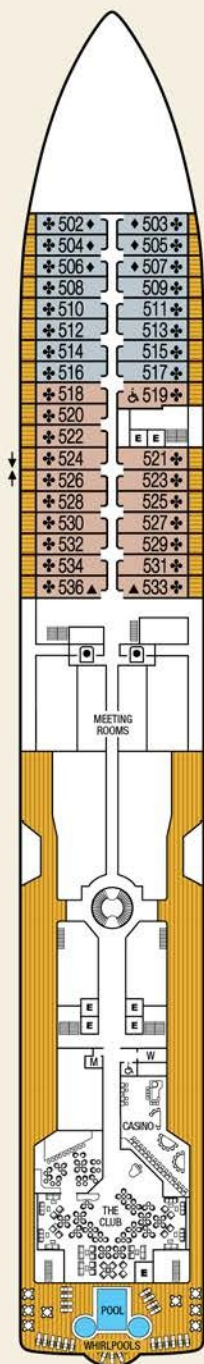
DECK 8



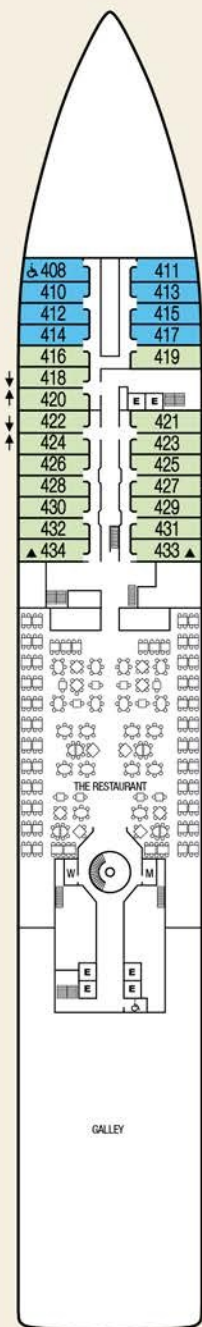
DECK 7



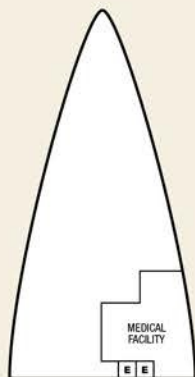
DECK 6



DECK 5



DECK 4



DECK 3



DECK 2

SHIP SPECIFICATIONS & FACILITIES

- 4 Restaurants
- 24-hour room service
- Seabourn Square with coffee bar, library, computer center, concierge & destination services
- 5 Lounges & Bars
- Spa & Salon
- Kneipp walk pool with heated loungers
- Fully-equipped fitness center
- 6 Outdoor whirlpools
- 2 Outdoor pools
- 9-hole golf putting course and shuffleboard
- Watersports marina
- Sun Terrace with double sun loungers
- Casino
- Card Room
- 3 Shops/Boutiques
- 3 Meeting rooms
- Wi-Fi & cell phone access throughout the ship including suites
- Laundry/dry cleaning
- Self-service laundrettes
- Medical facility
- 7 Elevators

SUITE ACCOMMODATIONS

- Dining area
- Spacious bath with full tub and separate shower
- Walk-in closet with safe
- Interactive flat-screen TV
- Mini-bar
- Refrigerator

Built:
Seabourn Odyssey – June, 2009
Seabourn Sojourn – June, 2010
Seabourn Quest – June, 2011
Ships' registry: Bahamas
Cruising speed: 19 Knots
Gross tonnage: 32,000
Guest capacity: 458

Length: 650 feet
Beam: 84 feet
Nationality of
Officers, Staff & Crew:
International
Stabilizers: Yes
Electric current: 110/220 AC

CONNECTING SUITES

When combining the following suites, their suite numbers change as follows: Suites 744 and 746 become Grand Wintergarden Suite 7446; suites 743 and 745 become Grand Wintergarden Suite 7435; suites 700 and 702 become Grand Signature Suite 7002; suites 701 and 703 become Grand Signature Suite 7013.

ELEVATOR

WHEELCHAIR ACCESSIBLE SUITES

Suites 408, 519, 619, 635, 715, 813 & 913 are wheelchair accessible — roll-in shower only and wheelchair accessible doorways. Suite 635 also has a tub.

SELF SERVICE LAUNDERETTE

THIRD GUEST CAPACITY SUITE

△ SUITE 828 THIRD GUEST CAPACITY
FOR SEABOURN SOJOURN ONLY

△ SUITE 830 THIRD GUEST CAPACITY
FOR SEABOURN ODYSSEY AND
SEABOURN QUEST ONLY

◆ SUITE 502-507 AND 745-746 HAVE SMALLER VERANDAS

□ SUITE 1025 HAS A PARTIALLY OBSTRUCTED VERANDA VIEW

✦ THE VERANDA RAILINGS IN CATEGORIES V1 AND V2 ARE
PART METAL AND PART GLASS FROM FLOOR TO TEAK RAIL.



SUITE CATEGORIES

SUITE GR	SUITE WG	SUITE SS	SUITE OW	SUITE PS	SUITE PH	SUITE V6
SUITE V5	SUITE V4	SUITE V3	SUITE V2	SUITE V1	SUITE A1	SUITE A

Deck plan is shown for illustration purposes. Seabourn reserves the right to make amendments and changes.