

MARINA & RIVIERA | DECK PLANS

SHIPS' SPECIFICATIONS

Year Built: Marina 2011, Riviera 2012 | Refurbishment Date: Riviera, April 2015 | Gross Tonnage: 66,084 | Length: 239.24 metres | Beam: 32.2 metres
Cruising Speed: 20 knots | Guest Decks: 11 | Guest Capacity (Double Occupancy): 1,250 | Staff Size: 800 | Guest-to-Staff Ratio: 1.56 to 1
Nationality of Officers: European | Country of Registry: Marshall Islands

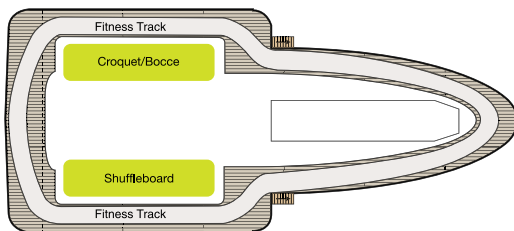
STATEROOM COLOUR LEGEND

OS	VS	OC
PH1	PH2	PH3
A1	A2	A3
A4		
B1	B2	B3
B4		
C	F	G

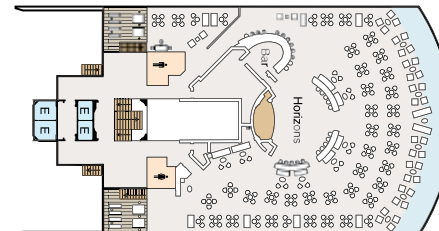
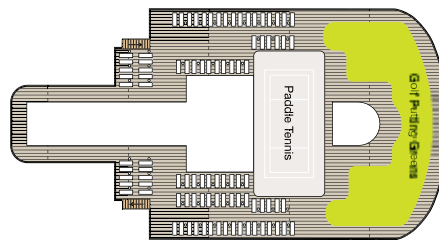
SYMBOL LEGEND

- Restrooms
- E Elevator
- Launderette
- POV Partially Obstructed Views
- Connecting Staterooms
- ★ Triple with Sofabed
- Wheelchair Accessible

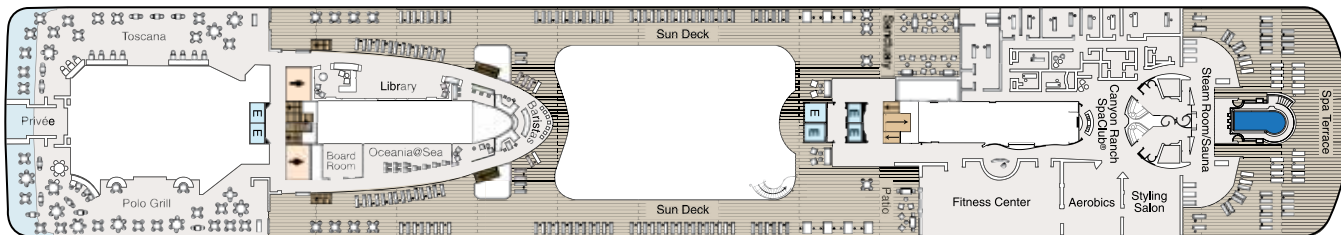
DECK 16



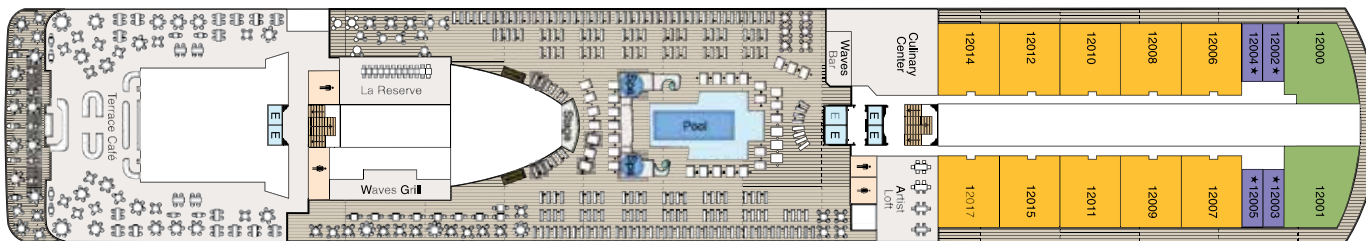
DECK 15



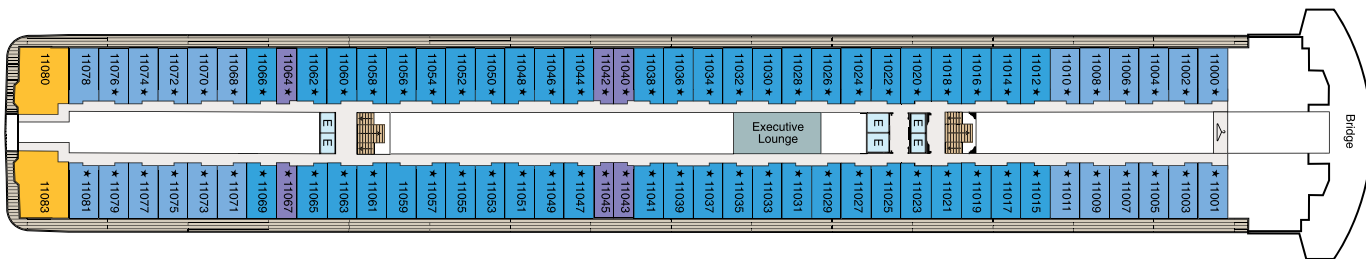
DECK 14



DECK 12



DECK 11



AFT

FORWARD

